

Moline Safety Update

Lockout/Tagout Procedure Essential for Sanitation and Maintenance

The lockout/tagout procedure is a positive means of disconnecting and securing the equipment's electrical and/or pneumatic system.

When equipment is being cleaned, serviced, inspected or maintained, a lockout/tagout procedure is required to prevent personal injury or equipment damage from an accidental start-up.

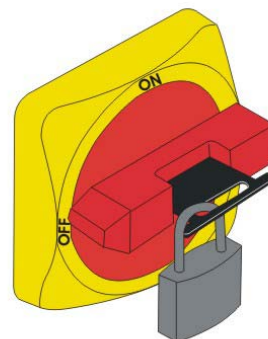
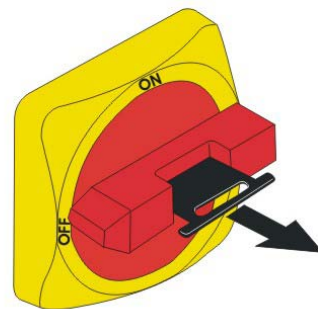
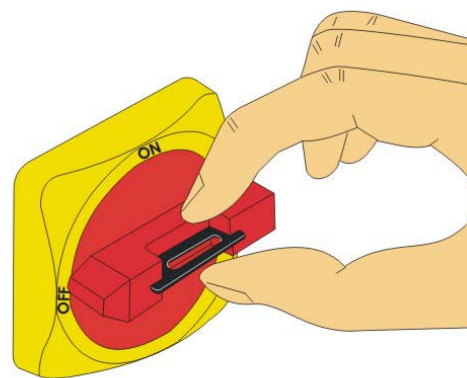
After shutting off the main electrical or pneumatic disconnect switch and padlocking it in the OFF position, only one person (the person performing the procedure) should have possession of the padlock key.

Every company should have a lockout/tagout procedure in place, however if

one is not available, Moline provides a procedure in the General Information section of every equipment manual that is sent out.



Typical Lockout Switch



Padlock key should be pocketed by the person performing the lockout/tagout procedure.